

Worthing District – People and Places

Residents 109,600

8% increase since 2007, in the main due to inward migration to the area from other parts of the UK, a similar increase projected in next 10 years.



Births
1,123

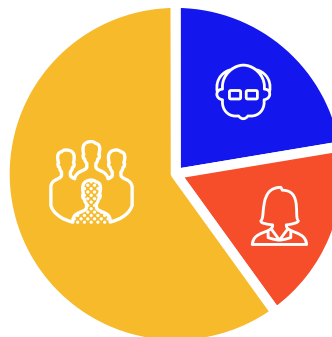


Deaths
1,460

(2017 data)

Age Structure

The resident population has an **older age profile compared with England**, with 22% of the population aged 65+ years (England, 18%)



Poverty

3,800



Older people estimated to be living in poverty
Living on incomes 60% of median income (Index of Deprivation 2015)

2,300



Children aged 0-15 yrs living in poverty

6,250

Housing Benefit claimants in May 2018

Getting Better



- **Teenage Pregnancy** has fallen considerably in Worthing.
- There were **29 teenage conceptions** in 2016, down from 68 in 2008.

Life Expectancy has improved for men and women over the last 15 years.

79.2 years

For **MEN**, life expectancy has increased from 76.3 years (2001-2003) to 79.2 years (2015-2017)

83.2 years

For **WOMEN**, life expectancy has increased from 81.2 years (2001-2003) to 83.2 years (2015-2017)

At the time of the 2011 Census...



Over 2,800 people 65+ were carers

950 caring for 50 hours a week or more



7,500 people 65+ lived alone and at greater risk of loneliness.



6%+ of 65+ population lived in residential or nursing homes

In 2011 1,400 older people lived in residential or nursing homes.




Top Places to Live & Retire

Frequently featured in national surveys and rated as **top places people chose to live, retire or work....** and the county has some of the sunniest places in the UK!



Greetings from... **Worthing is rich in natural, cultural and historical assets.....**
Vibrant coastal towns and resorts, leisure facilities, beaches and access to the South Downs. Lots of community and voluntary groups, associations and activities.



Worthing District – Challenges

Importance of the wider determinants of health



£522.70
per
week

- In 2018 Worthing had the **7th lowest full-time earnings per week in the South East** (£522.70 gross pay per week for full-time workers*)
- It was **lower for female workers** (£448.80 – again the 4th lowest in the South East)

*Median earnings in pounds for employees living in the area

Source: ONS annual survey of hours and earnings – resident analysis [2018]

Emergency admissions for **Self-harm**



271 in
2017/18

271 admissions in 2017/18 represented a rate of 266.5 per 100,000 population (England rate of 185.5 per 100,000). The admissions rate in Worthing has remained consistently above the national rate for the last 8 years.

Need to reduce harms & threats to health

Violent Crime has increased over the last 5 years



2,586

violent offences (including sexual violence) in 2017/18 compared with 1,211 in 2012/13. In 2017/18 this represented a rate of 23.7 per 1,000 population, the same as the England rate.

Emergency hospital admissions as a result of a fall are higher than England

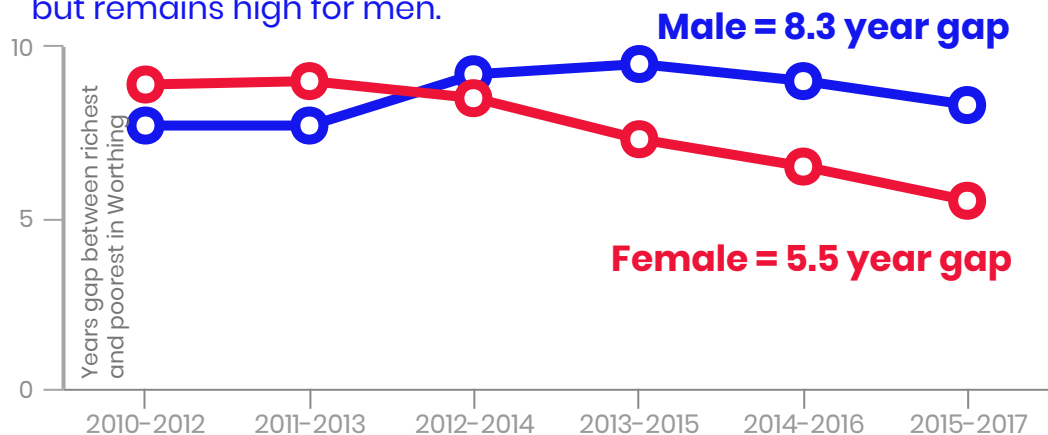


676

emergency hospital admissions due to falls in people aged 65 and over in 2017/18, a rate of 2,434 per 100,000 population (England rate of 2,170). This was the second highest rate amongst comparable local authorities*

Inequality within the District

The gap between **life expectancy** of the people in the most deprived areas compared with the least deprived has decreased but remains high for men.



Maximise prevention opportunities

Childhood Obesity



Approx. 16% of Year 6 pupils (10/11 year olds) are obese.

Alcohol



720 alcohol-specific hospital admissions in 2017/2018.



Smoking

Estimated 8,500 adults are current smokers (10% of 18+ population)

Physical Activity (and inactivity)



20% adults estimated to be **physically inactive** (spending < 30 minutes doing moderate intensity exercise per week).



70% adults estimated to be **physically active** (doing 150 minutes of moderate intensity exercise per week).